

**Community of Excellence**  
*CORAL SPRINGS*

**First Public Budget Hearing**  
**September 12, 2011**



**Community of Excellence**  
*CORAL SPRINGS*

# Agenda

- Staff Presentation
- Ad Valorem adoption procedure (City Attorney)
- Resolution: Non-Ad Valorem Special Assessment for Fire Services
- Resolution: Non-Ad Valorem Special Assessment for Solid Waste Collection Services
- Resolution: Establish a Tentative Millage Rate
- Ordinance: Annual Operating Budget and Capital Improvement Program

# FY 2011 Year-End Projection

## General Fund

### Revenues

**\$1,027,786**    **Shortfall**

### Expenditures

**\$1,582,115**    **Under Budget**

**\$554,329**    **Estimated Y-E Surplus**



# FY 2012 Budget Highlights



Community of Excellence  
**CORAL SPRINGS**

# FY 2012 Budget Highlights

- Proposed millage rate for TRIM (Truth in Millage) purposes
  - Increase by 5% from \$4.3559 to \$4.5737
- Increase Debt Service millage rate as required by bond covenants,
  - from \$0.1763 to \$0.2915
- As called for in Ordinance, user fees will go up by the CPI (May, South FI), which is 4%
  - With the exception of most recreation fees which will not increase



# FY 2012 Budget Highlights

- Fire Assessment Fee will increase by \$13.93, or 12%, from \$114.84 to \$128.77, for single-family home
- Increase water rates by 3% per the 2007 Water and Wastewater Rate Study
  - Increase of \$1.74 per month for the average home
- Residential solid waste special assessment will decrease nearly 7%, or \$16.56, per single-family household
- Four focus areas Community Aesthetics; Public Safety; Educational Excellence; and Local Business Vitality




# FY 2012 Proposed Budget

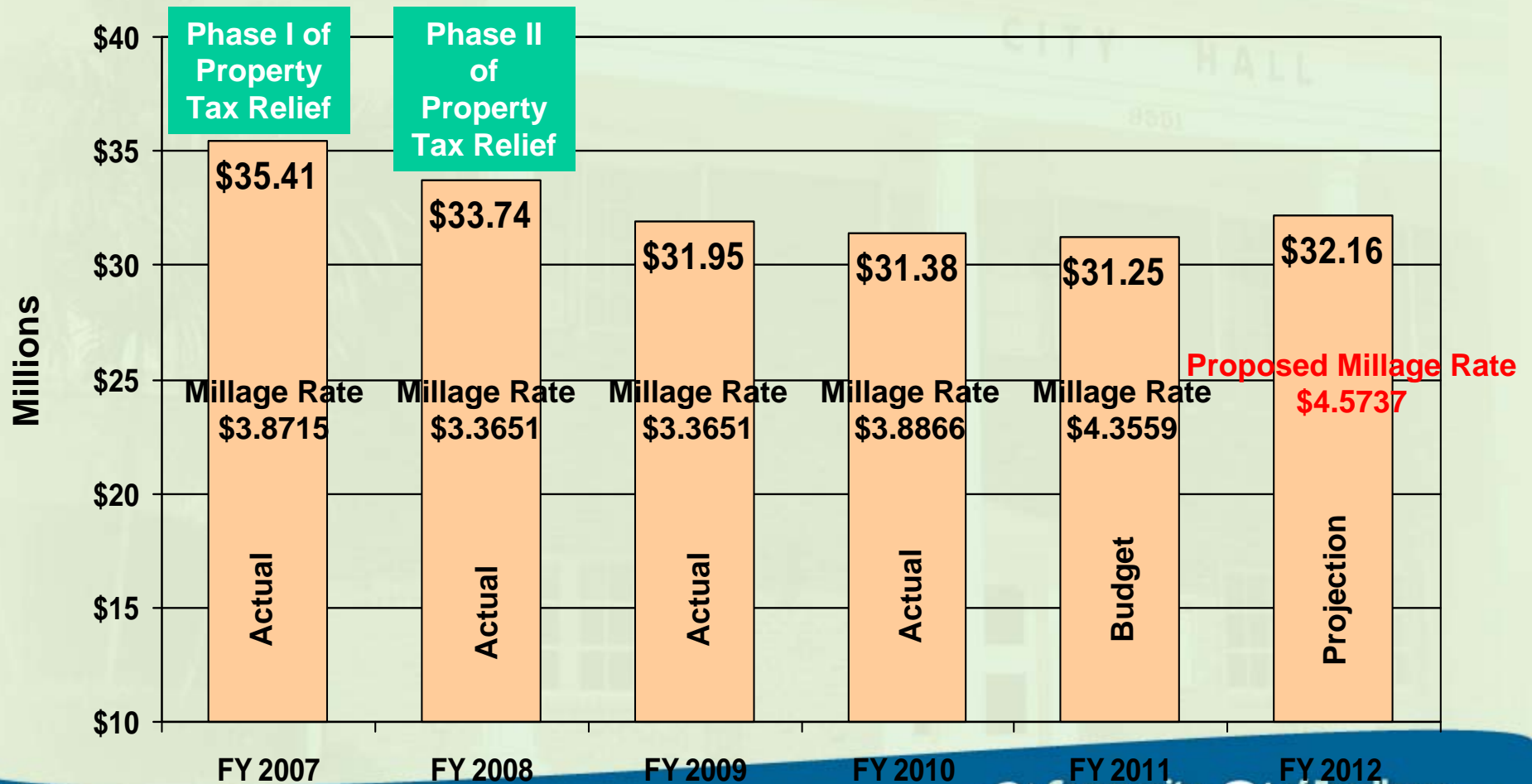


Community of Excellence  
**CORAL SPRINGS**

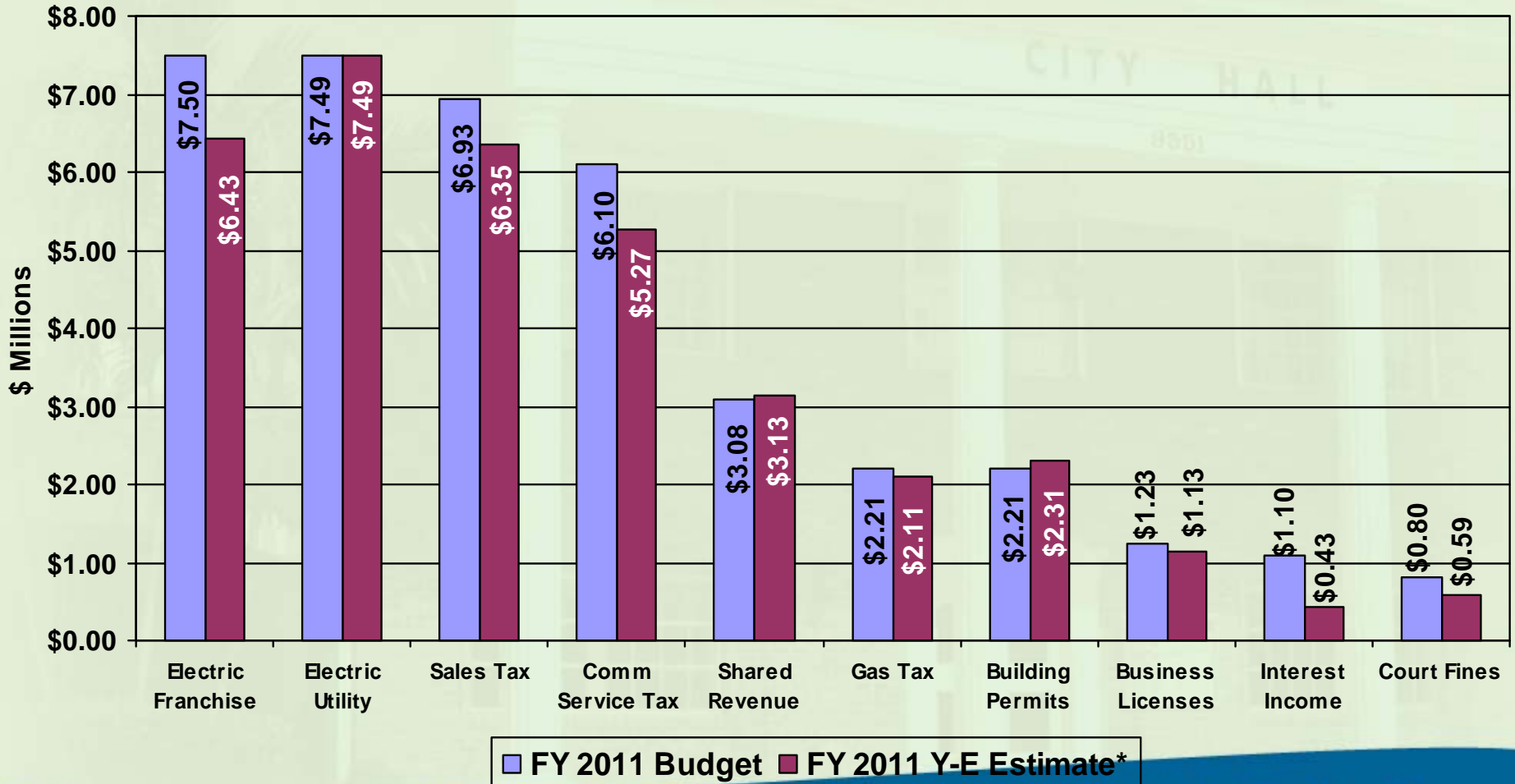
# Property Tax Revenue Eroded by Tax Relief and the Recession



# Adopting the Proposed Property Tax Will Produce Nearly \$1 M More Revenue Than Last Year



# Revenue Affected By Slow Recovery



\*Preliminary Estimate as of August 31

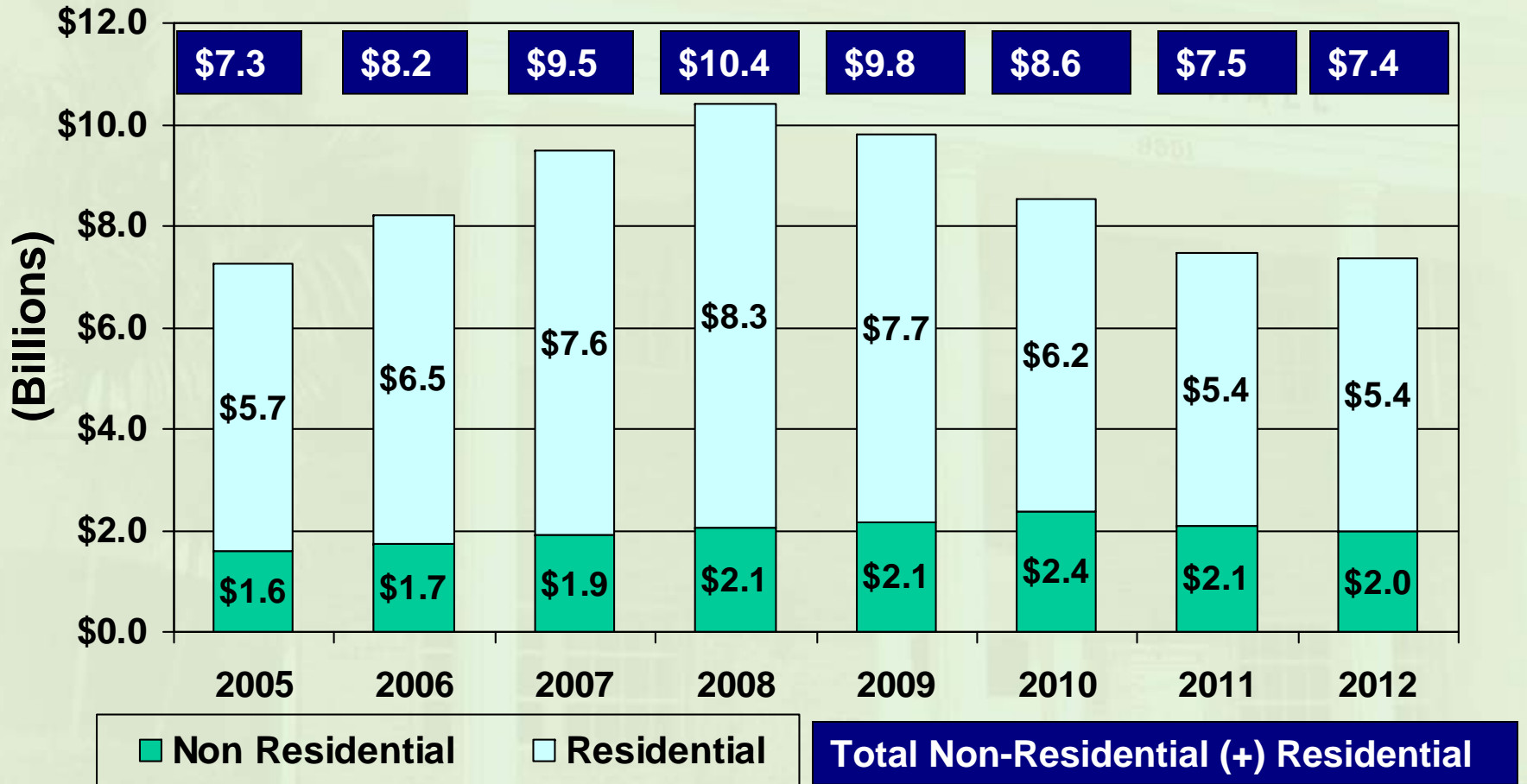
Community of Excellence  
**CORAL SPRINGS**

# Simple Actions Have Been Exhausted

Action	Annual Savings
Reduced staffing by 30 positions since 2007	\$2.50 M
Wage freeze for all employees in FY '10 and for senior staff in FY '11	\$2.1 M
Reduced Health Plan expenses	\$560k
Reduced operating expenses	\$500k
Annual savings from long-term debt refunding	\$4.3 M
<b>Total Annual Savings</b>	<b>\$9.96 M</b>

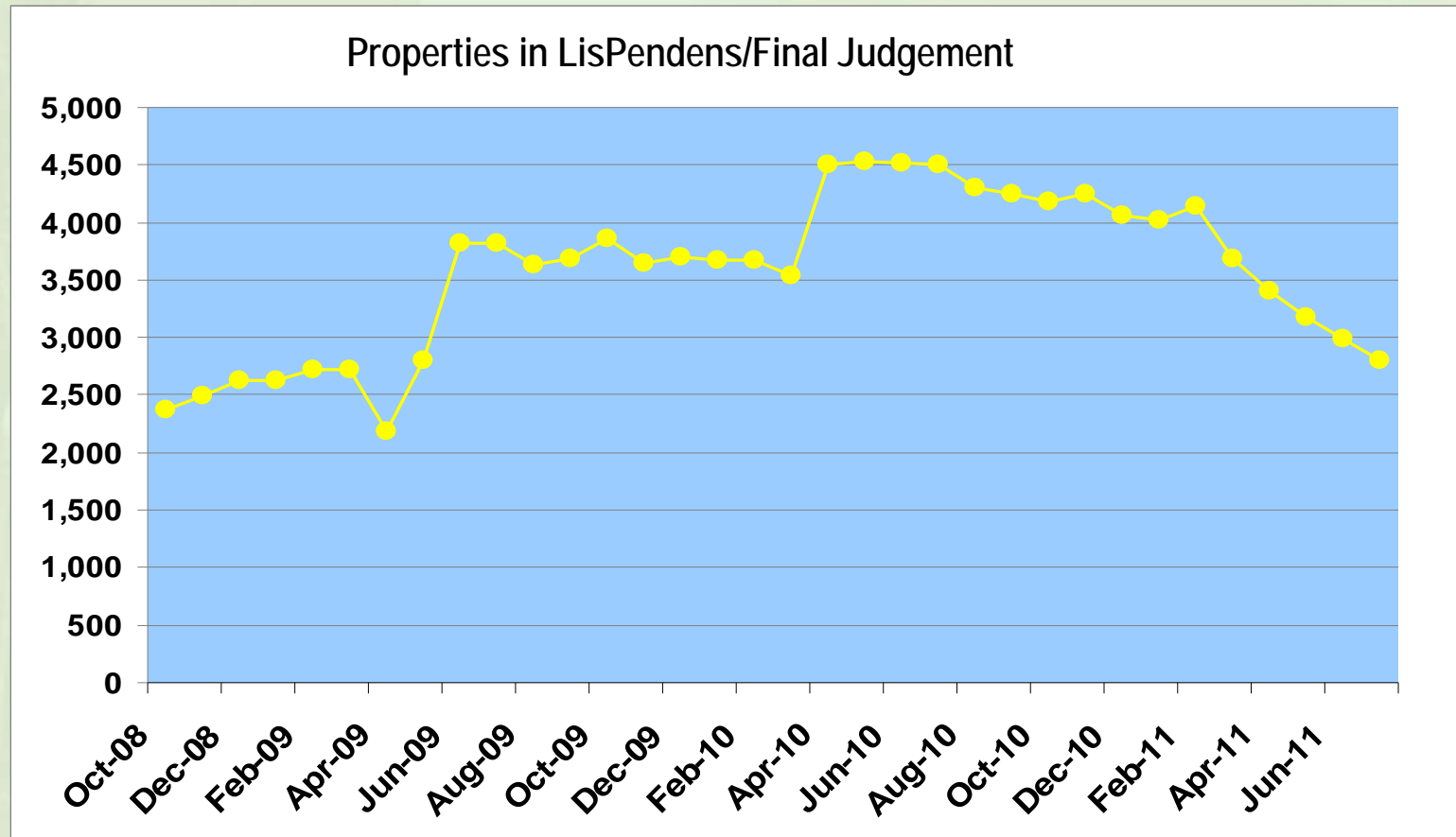


# Total Taxable Assessed Values Decreased 0.9% in 2012



Community of Excellence  
**CORAL SPRINGS**

# Leading Indicator of Foreclosures Moving in Right Direction



# FY 2012 General Fund Revenue Drivers

- Electric Franchise Fee \$200,000; Communications Service Tax \$300,000 less than the FY 2011 budget
- Court fine revenue (\$100,000) and interest income (\$450,000) will also be less than in FY 2011
- Resource Recovery Distribution (\$375,000) ends
- Expecting 0% growth in intergovernmental revenues
  - e.g., half-cent sales tax, local option gas tax, bus fare revenue
- Loss of revenue offset by increases in building permit fees, other user fees, tower leases, lien search revenue, and solid waste franchise fees.

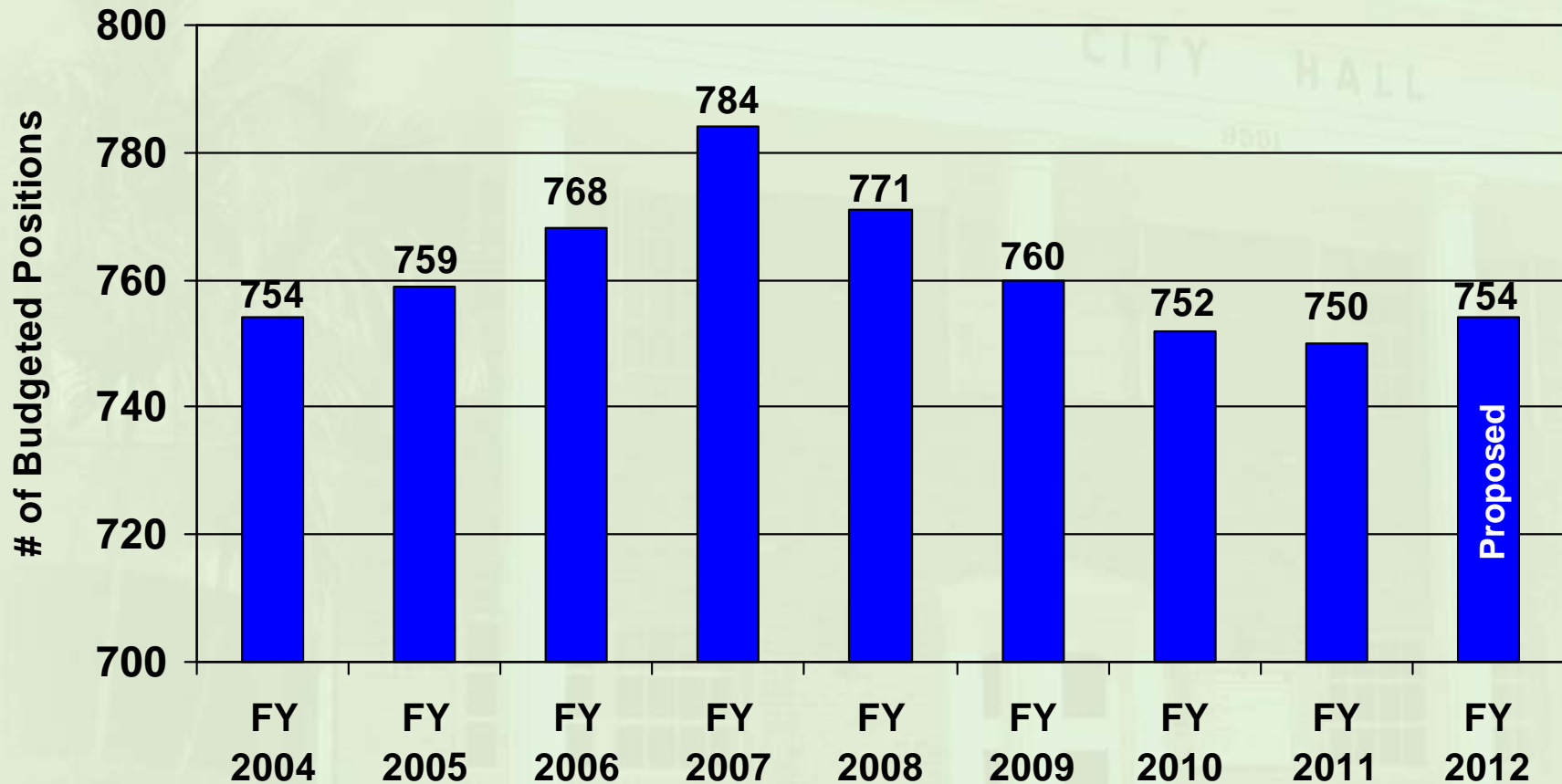


# FY 2012 General Fund Key Expense Drivers

- Health Care cost increased 17% = \$1.3 million
- Other Post-Employment Benefits (OPEB) = \$830,000
- Community Pride initiatives = \$414,000
- Recovery Zone Bond net debt service = \$355,000
- Police pension increase = \$300,000
- Fuel cost increased by 28% = \$292,000
- Internal auditor = \$100,000



# The City Will Have the Same Number of Full-Time Employees as Did in 2004



# FY 2012 Proposed General Fund Budget

	FY 2011	FY 2012	(\$)	(%)
Departmental Expenditures	Budget	Budget	Change	Change
City Commission	\$291,651	\$298,557	\$6,906	2.37%
City Manager	2,183,473	2,197,975	14,502	0.66%
Human Resources	1,326,691	1,331,306	4,615	0.35%
Financial Services	3,009,036	3,249,027	239,991	7.98%
Information Services	2,605,489	2,670,743	65,254	2.50%
City Attorney	937,612	845,120	(92,492)	-9.86%
Development Services/Engineering	452,521	462,169	9,648	2.13%
Community Development	1,258,133	1,361,025	102,892	8.18%
Police	45,346,087	46,823,819	1,477,732	3.26%
Code Enforcement	1,648,690	1,783,438	134,748	8.17%
Emergency Medical Services	8,470,148	8,732,233	262,085	3.09%
Building	2,502,196	2,587,960	85,764	3.43%
Public Works	4,151,259	4,139,665	(11,594)	-0.28%
Parks & Recreation	8,634,215	9,403,387	769,172	8.91%
Aquatics	2,287,404	2,382,255	94,851	4.15%
Sportsplex & Tennis	1,620,678	1,668,046	47,368	2.92%
<b>Total Departmental</b>	<b>\$86,725,283</b>	<b>\$89,936,725</b>	<b>\$3,211,442</b>	<b>3.70%</b>
<b>Non-Dep. Expenditures</b>	<b>8,269,677</b>	<b>9,300,987</b>	<b>1,031,310</b>	<b>12.47%</b>
<b>Total Expenditures</b>	<b>\$94,994,960</b>	<b>\$99,237,712</b>	<b>\$4,242,752</b>	<b>4.47%</b>



For discussion purposes only.



# Step Down Use of Undesignated Reserves



\* Does not include use of Forfeiture Funds for SRO salaries.

Community of Excellence  
**CORAL SPRINGS**

# On-Going Initiatives Included in the FY 2012 Base Budget

## Parks' Community Pride initiatives

Tree maintenance	\$167,000
Increased median maintenance	\$91,000
Park common area fertilization	\$90,000
Pressure washing	\$66,000
City tree fertilization (Funded via Tree Trust Fund)	\$20,000



# Other Initiatives Included in FY 2012 Budget

Mullins Park revitalization	\$400,000
Landscaping, painting, and other improvements at the Aquatics Complex	\$330,500
Phase II of indexing signs/banners	\$150,000
Funding for Internal Auditor	\$100,000
Increased funding for EDF	\$76,000
Funding for 50 <sup>th</sup> Anniversary Committee	\$25,000
Street lighting improvements	\$25,000



# FY 2012 Budget Includes Initiatives To Benefit Community

- Business Development and Redevelopment
- Educational Excellence
- Community Pride
- Revitalize Community Infrastructure
- Maintain a Safe Community
- Encourage Participation in Local Government



# Property Tax Options FY 2012 General Fund

1. No increase in millage rate (\$4.3559)
  - will produce \$618,000 less revenue than FY 2011 budget
2. Adopt the Rolled-Back Rate (\$4.3939)
  - will produce \$351,000 less revenue than the RBR budget in FY 2011



# Property Tax Options

## FY 2012 General Fund

### 3. Adopt a millage rate above the current millage rate to fund specific initiatives

% Above Current Millage	Additional Revenue (Above RBR)	Millage Rate	Impact on Average S-F Homeowner	Impact on Average Condominium Homeowner
0.9% (RBR)	--	\$4.3939	\$19.59	(\$19.98)
2%	\$347,520	\$4.4430	\$27.44	(\$24.04)
3%	\$653,839	\$4.4866	\$34.41	(\$21.92)
4%	\$960,157	\$4.5301	\$41.36	(\$19.81)
5%	\$1,264,401	\$4.5737	\$48.33	(\$17.69)



# Impact on Typical Single-Family Homeowner

	RBR	2%	3%	4%	5%
Adopt Operating Millage	\$19.59	\$27.44	\$34.41	\$41.36	\$48.33
Fire Assessment Fee	\$13.93	\$13.93	\$13.93	\$13.93	\$13.93
Debt Service Millage	\$18.96	\$18.96	\$18.96	\$18.96	\$18.96
Solid Waste Assessment	(\$16.56)	(\$16.56)	(\$16.56)	(\$16.56)	(\$16.56)
Total Impact	\$35.92	\$43.77	\$50.74	\$57.69	\$64.66



Above the current Millage Rate

Community of Excellence  
**CORAL SPRINGS**

# Impact on Typical Condominium Homeowner

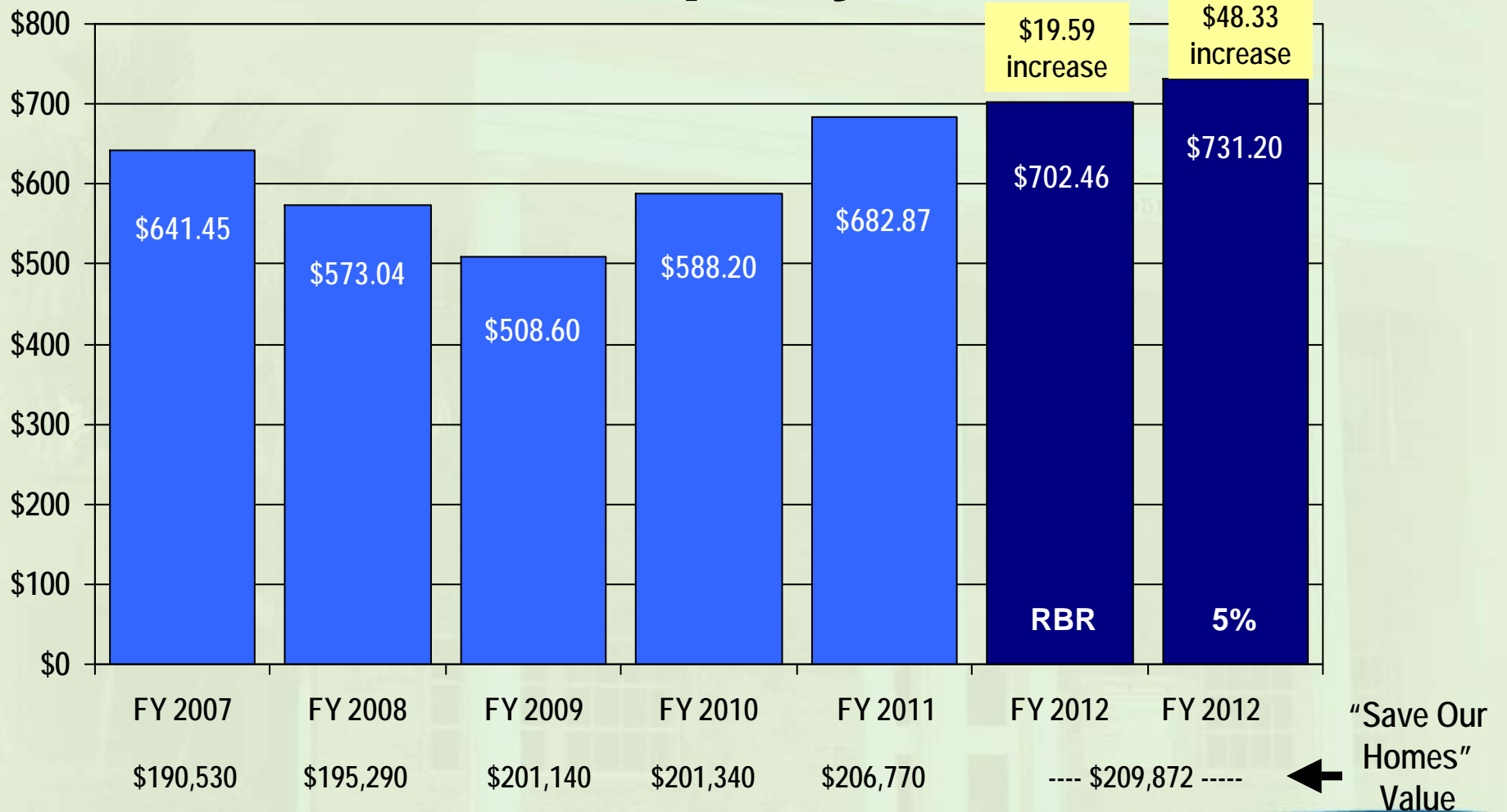
	RBR	2%	3%	4%	5%
Adopt Operating Millage	(\$19.98)	(\$17.59)	(\$15.47)	(\$13.36)	(\$11.24)
Fire Assessment Fee	\$5.39	\$5.39	\$5.39	\$5.39	\$5.39
Debt Service Millage	\$4.72	\$4.72	\$4.72	\$4.72	\$4.72
Solid Waste Assessment	(\$16.56)	(\$16.56)	(\$16.56)	(\$16.56)	(\$16.56)
Total Impact	(\$26.43)	(\$24.04)	(\$21.92)	(\$19.81)	(\$17.69)



Above the Current Millage Rate

Community of Excellence  
**CORAL SPRINGS**

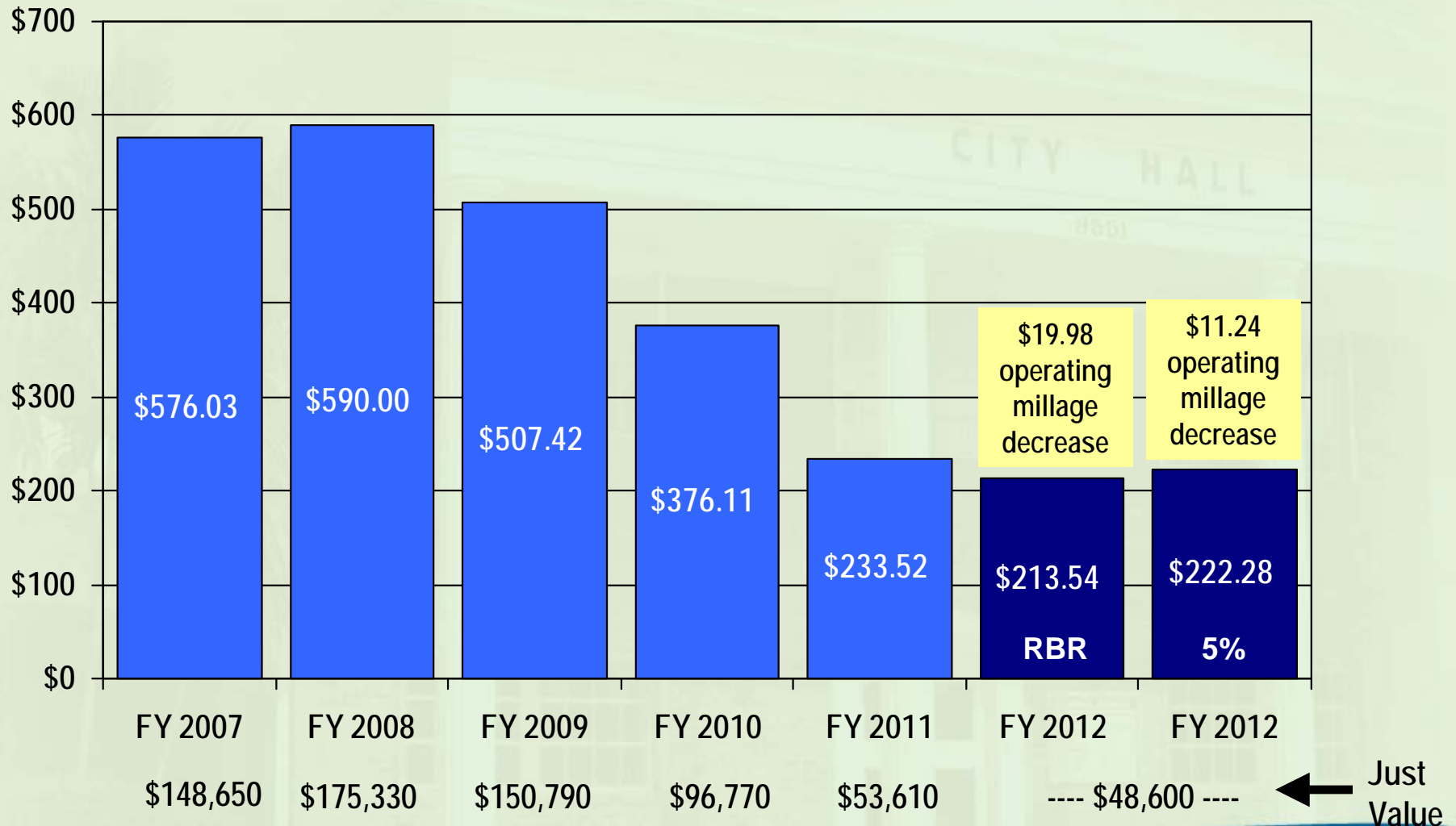
# Long-time SF Homesteaded Homeowner Will Have A Property Tax Increase



FY 2012 assumes SOH value increase by CPI of 1.5%

Community of Excellence  
**CORAL SPRINGS**

# Non-Homesteaded Condo Owner



FY 2012 assumes decrease of 9.3% in market value

Community of Excellence  
**CORAL SPRINGS**

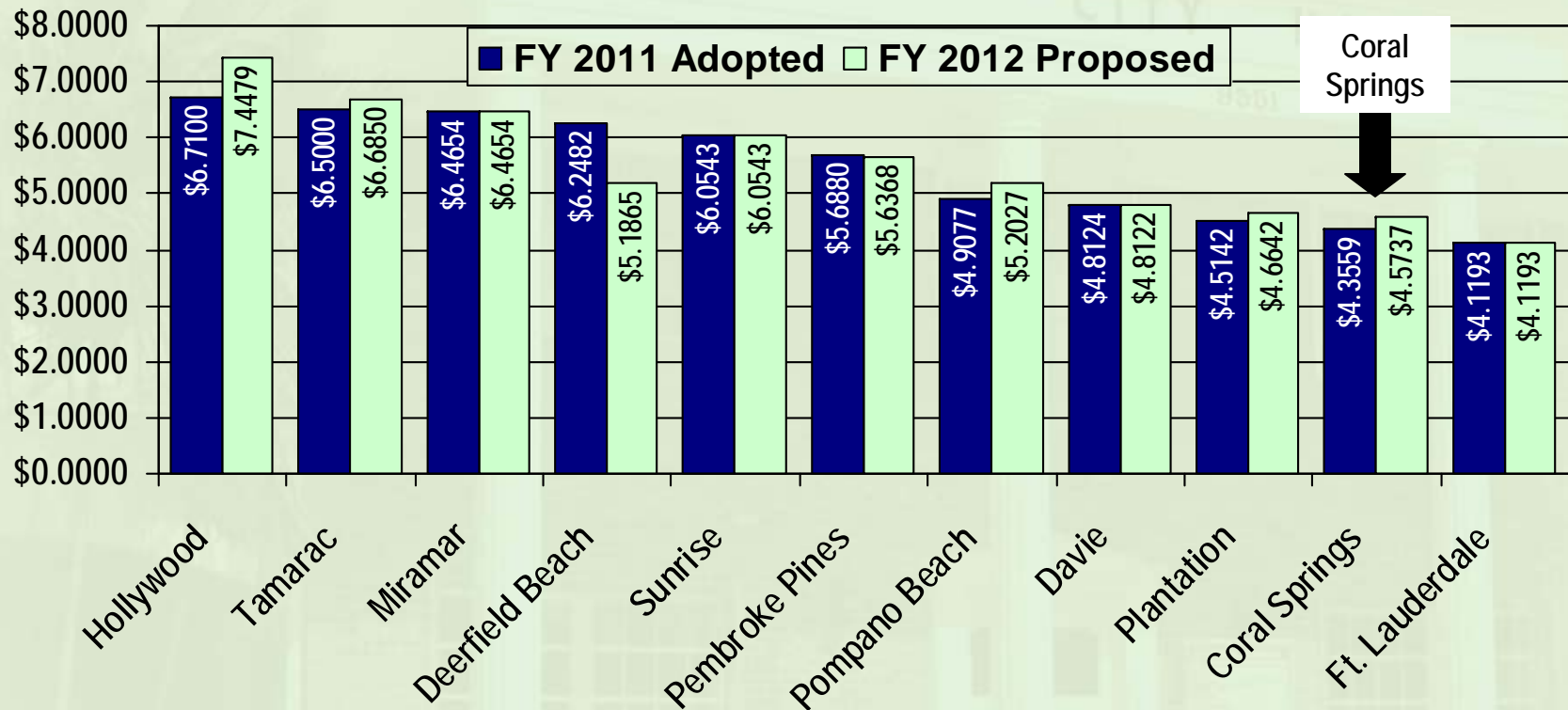
# Impact on Local Businesses

Business name (value change)	Type and size of business	Change over last year (FY 2012— RBR)	Change over last year (FY 2012— 5% increase)
Alliance Entertainment (0% change value)	240,200 sq ft warehouse (18.9 acres land)	\$2,956.38	\$6,426.08
First Data (11.7% decrease in value)	107,736 sq ft multi-story office building (346,070 sq ft land)	(\$1,940.09)	(\$200.84)
ABB Concise (10.6% decrease in value)	75,110 sq ft light manufacturing (250,265 sq ft land)	(\$1,898.08)	(\$934.27)
Wendy's (1.39% decrease in value)	2,946 sq ft drive-in restaurant (14,653 sq ft land)	\$70.96	\$186.41



Includes operating, debt millage, and fire assessment. Does not include tangible personal property tax.

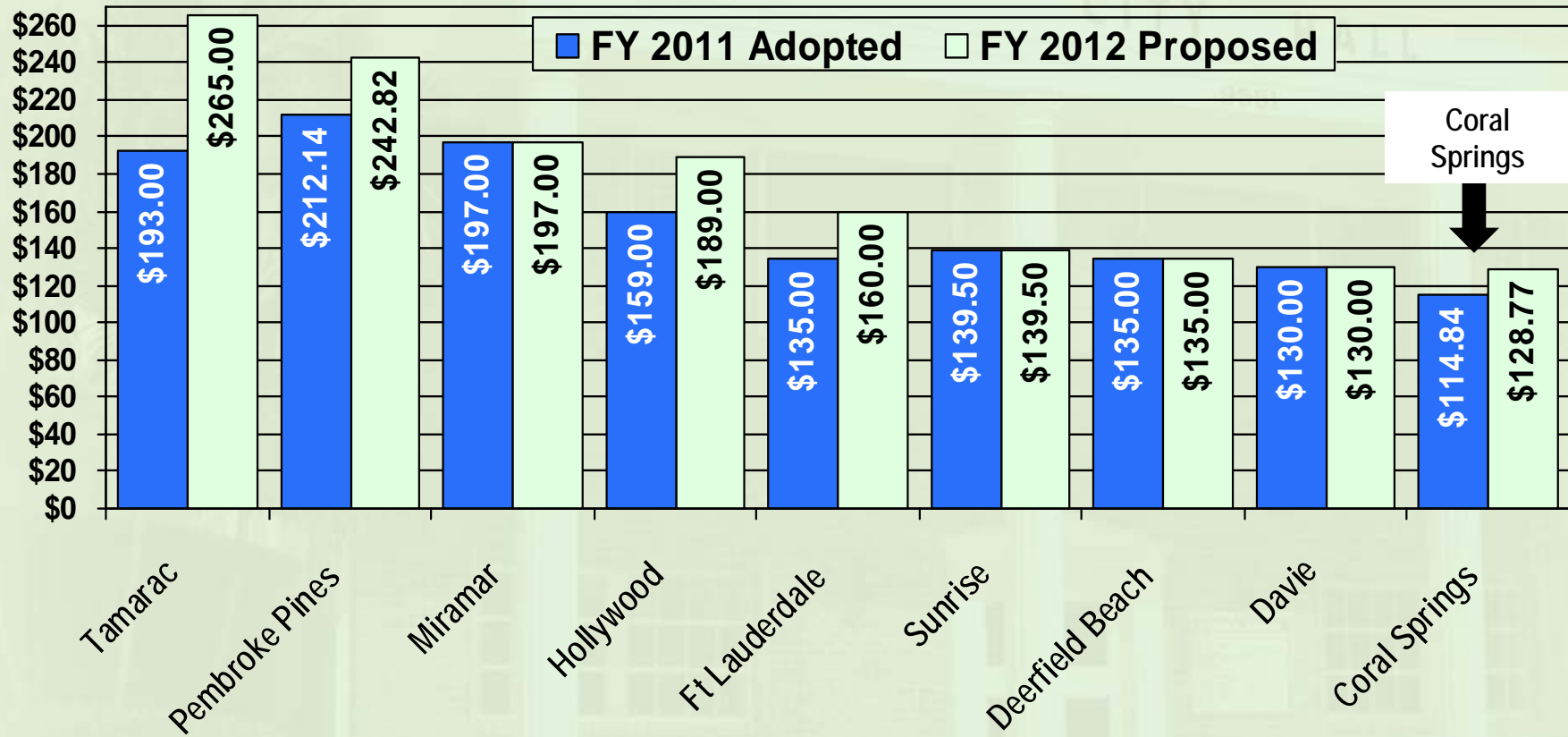
# Operating Millage Rate Remains One of Lowest in County



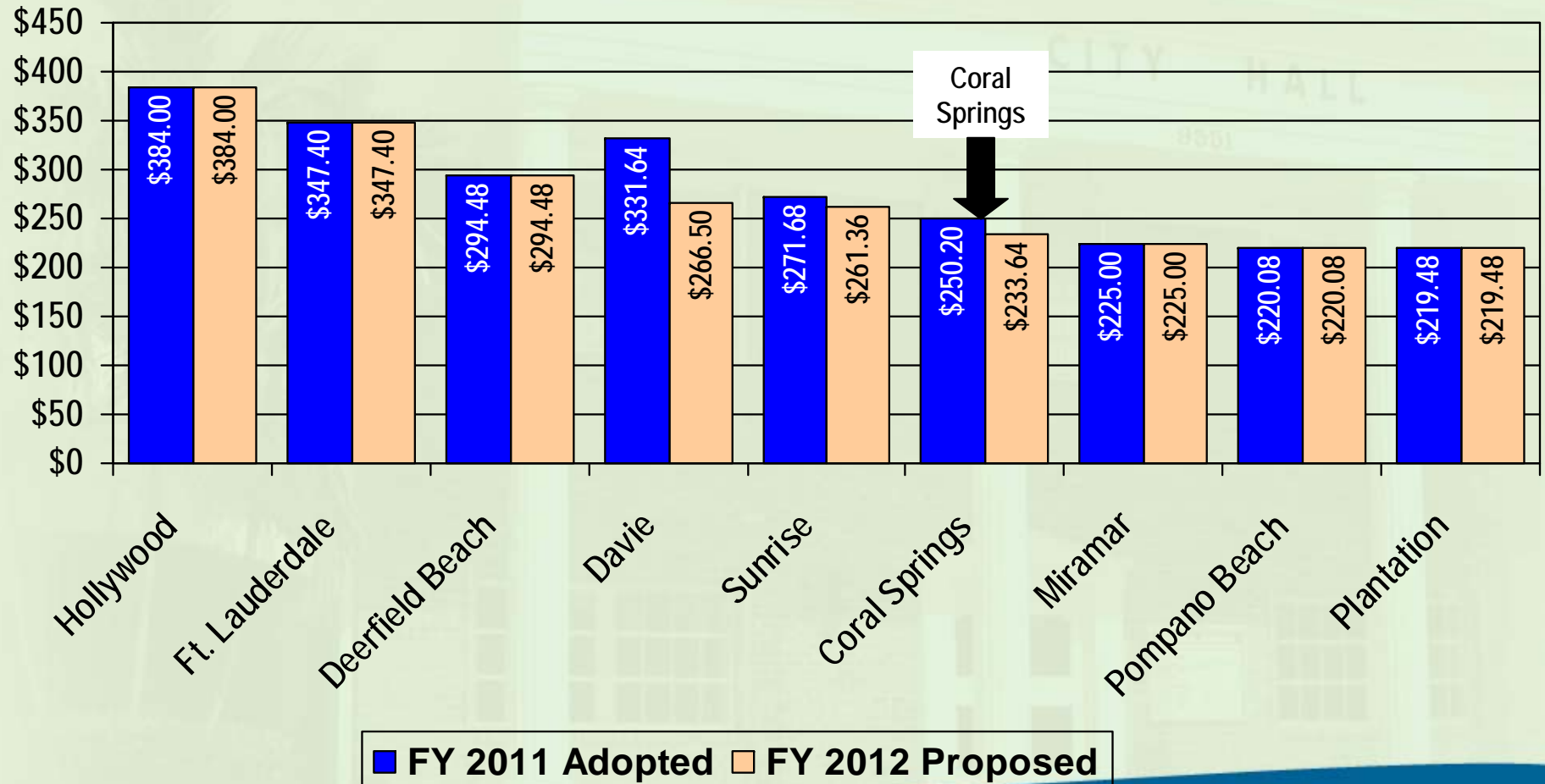
Community of Excellence

Although the City of Weston's operating millage rate is \$2.0, each resident is assessed an additional \$2,500 - \$20,000 non-Ad Valorem assessment to pay for median and common area landscaping maintenance.

# FY 2011-2012 Fire Assessment Comparison



# Solid Waste Rate Comparison





# Potential Uses of Additional Tax Revenue



Community of Excellence  
**CORAL SPRINGS**

# Potential Use for Additional Ad Valorem Revenue

- City Enhancement Projects
  - Provide for Annual Debt Service on up to \$15 Million Bond
- Operational Enhancements
  - Enhance Maintenance Budgets
- Financial Policies
  - Cash Fund Existing/Future Capital Requirements in Five-Year Plan
  - Restore Reserves



# City Enhancement Projects



Community of Excellence  
**CORAL SPRINGS**

# Provide for Annual Debt Service on up to \$15 Million Bond

Annual Debt Service	Project	Total Cost
\$745,000	Mullins Park Improvements	\$7,000,000
\$320,000	Transportation Improvements	\$3,000,000
\$266,000	Cypress Park Improvements	\$2,500,000
\$192,000	Betti Stradling Park Improvements	\$1,800,000
\$170,000	North Community Park Improvements	\$1,600,000
\$106,000	Neighborhood Park Improvements	\$1,000,000
\$90,000	Energy Efficient Sports Field Lighting	\$800,000
\$90,000	Safety Town	\$800,000
\$80,000	Replace City phone system	\$750,000
\$42,000	Forest Hills Park building	\$400,000
\$42,000	Little League building	\$400,000



Debt service calculation based on 4%, 12 years



# Operational Enhancements

Enhance maintenance budgets



Community of Excellence  
**CORAL SPRINGS**

# Entering East Boca

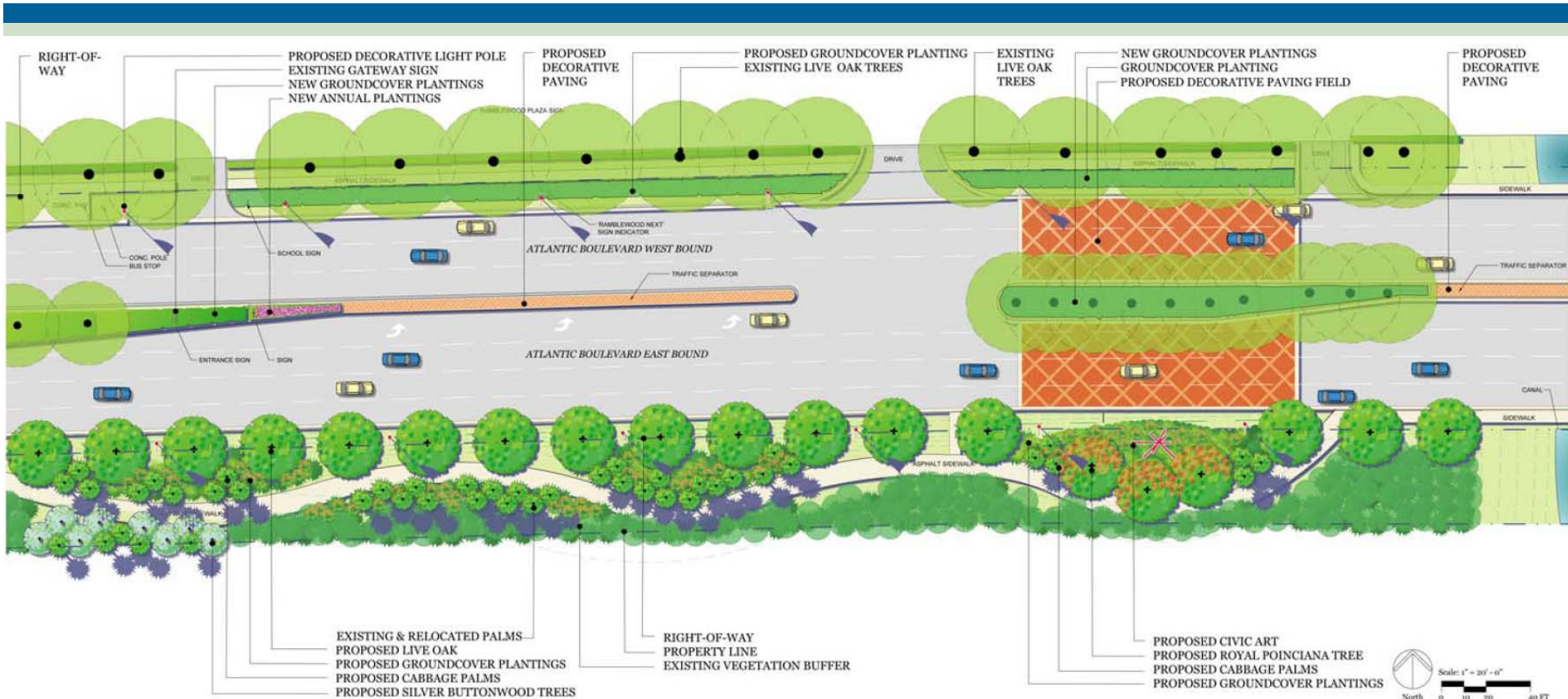


Community of Excellence  
**CORAL SPRINGS**

# Entering East Boca



Community of Excellence  
**CORAL SPRINGS**



DECORATIVE LIGHT FIXTURES

Proposed Light Pole (20' height) Existing Index Sign (12')

OAK LINED BOULEVARD

DECORATIVE PAVING FIELD

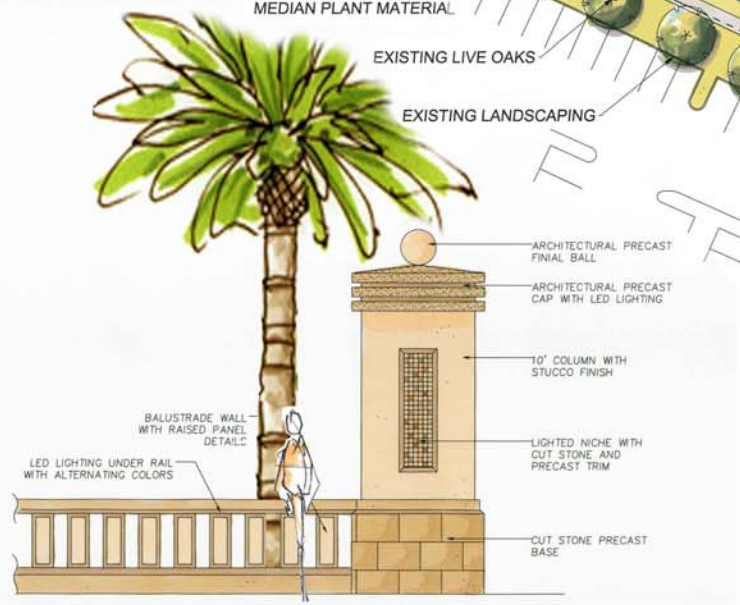
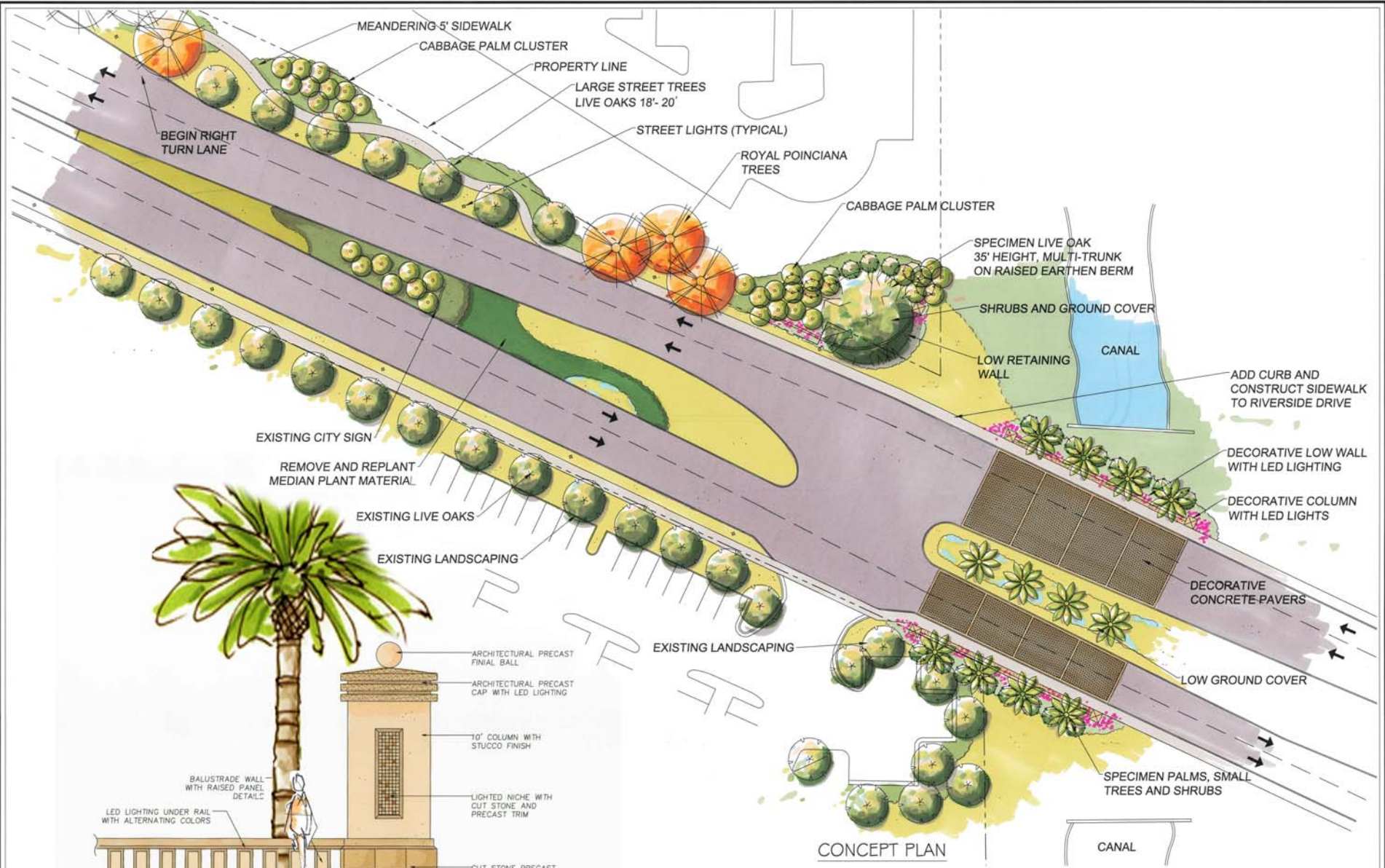
CIVIC ART



CONCEPT PLAN  
**ATLANTIC BOULEVARD ENTRANCE ENHANCEMENTS**  
 CITY OF CORAL SPRINGS, FLORIDA

Presented: August 23, 2011

O'Leary  
 Richards  
 Design  
 Associates,  
 Inc.  
 Landscape Architecture  
 &  
 Planning  
 684 Plaza Professional Center  
 8525 NW 42nd Street, Suite C-11  
 Miami, Florida 33156  
 p. 305.596.4623 f. 305.596.1938  
 www.olearyrichards.com

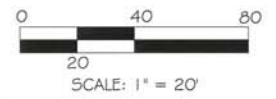


CONCEPT ELEVATION

CONCEPT PLAN



CLIENT REVIEW  
 AUGUST 15, 2011



# Budget Calendar

- Sept 12 First Public Hearing (5:15 pm)
- Sept 20 Second Public Hearing (5:15 pm)
- Oct 1 Fiscal Year Begins



**CITY OF**  
*CORAL SPRINGS*  
**FLORIDA**

**Community of Excellence**

**Thank You**



Community of Excellence  
*CORAL SPRINGS*